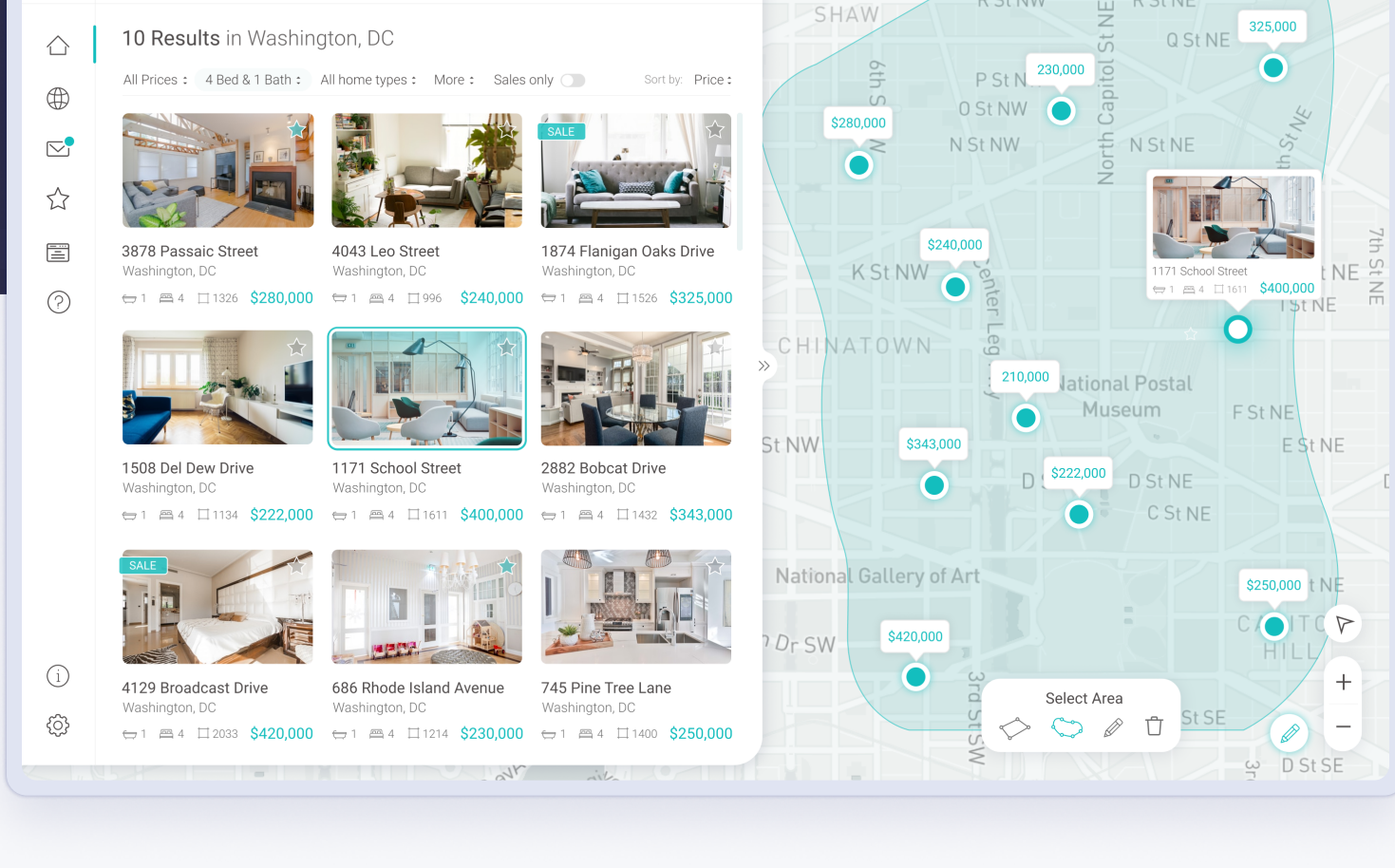


## Real Property Portal

The real estate portal was designed to give all users a simple and effective way to access and search the commercial real estate property database, using a variety of search parameters.



## Business Challenge

The customer required to build a powerful investment and economic tool with user friendly and flexible UI, rapid data search, and visualization of vast volumes of macro and micro economic indicators and other data in charts, maps, tables and diagrams. The tool was required to provide access to 4 million data series accumulated from 1,5K information sources and stored in one place.

The data series had to include most recent and historical data on macroeconomics, industries and financial markets of 128 emerging, frontier and developed economies.

The customer required the users of the platform to have not only access to trustful data but also create their own insights (workbooks) visualizing the selected information they need to help with their work.

The created tool was to replace the existing platform, improving its user experience and ensuring its high performance. The customer also requested the tool to enable users work together over created insights.

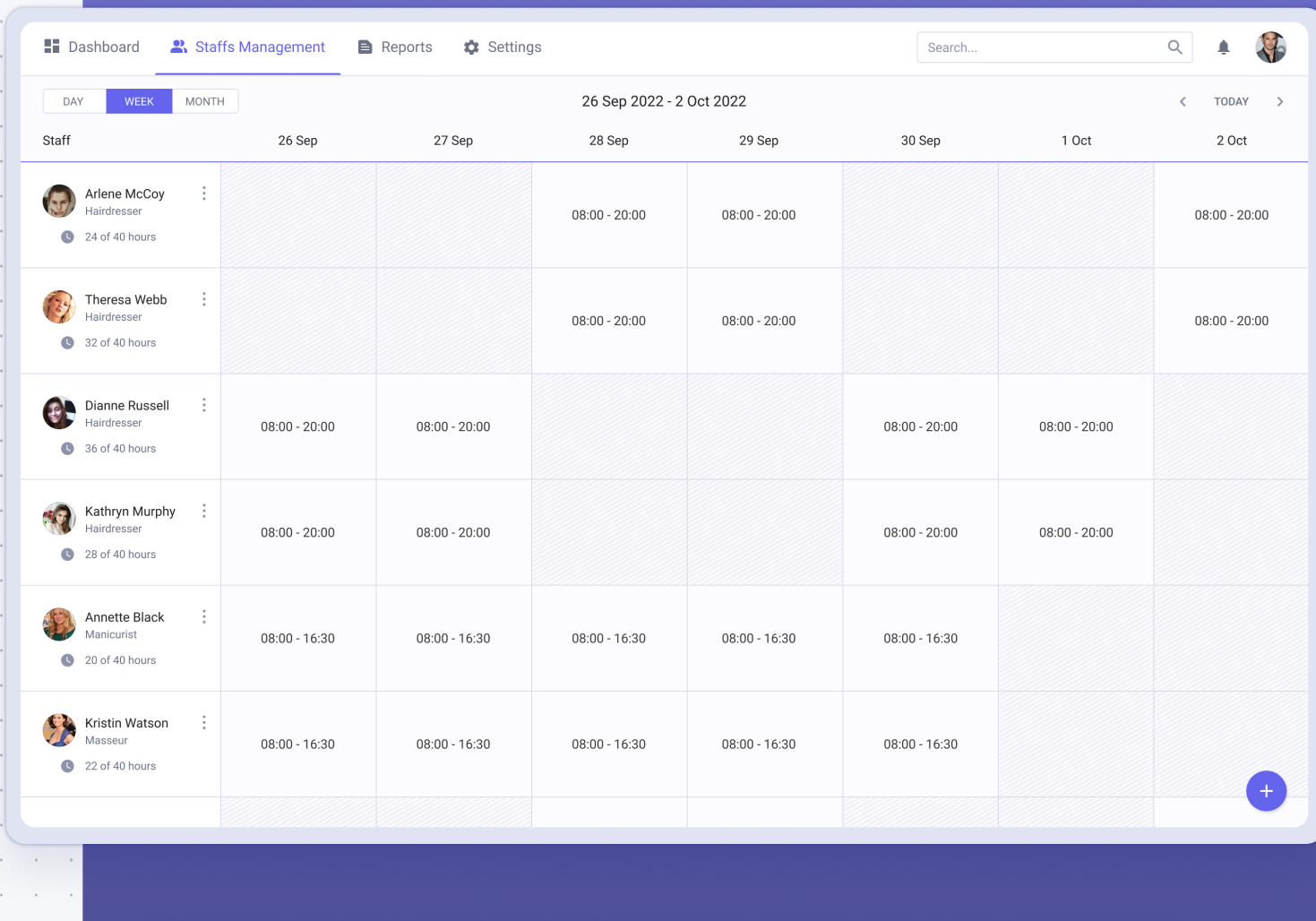
## Solution

XB Software has got significant experience in custom software development, as well as in [web application development for the real estate industry](#). So, the team created a real estate web portal where users, depending on their needs, switch between 2 tabs, Leasing/Buying right on the main page. Various choices and filters allow them to navigate a map of real estate listings all over the world and select according to features like size, transport facilities, surroundings, street address, lease rate or price, broker's name, and description.

- ✓ For leasing, users search by Type, Lease Rate, Time Period, Building Size, and they can apply some specific filters, including Parking availability for offices, Transport facilities, City Areas, etc.
- ✓ For buying, they can search according to Space (square feet), Capacity (number of people, cubic feet, etc.), Number of storeys, Price, Year of construction, History, and some specific parameters, such as industrial buildings, retail buildings, warehouses, distribution centers, coworking, flexes, etc.

On the commercial property portal, users can save their searches, add their listings, find a broker, get notifications, fill in their profiles, communicate through the platform in their personal account, submit a request, and much more.

Professional investors in commercial real estate will find the market stats for different country regions to be a very useful feature. It allows them to explore the average list price, get notifications of what's new, see price histograms, supply and demand charts, and the lowest and highest prices for a specific period of time. All these metrics serve as guidelines for investors and allow investors to buy and sell according to the best conditions in a particular market.



## Project in Figures

7

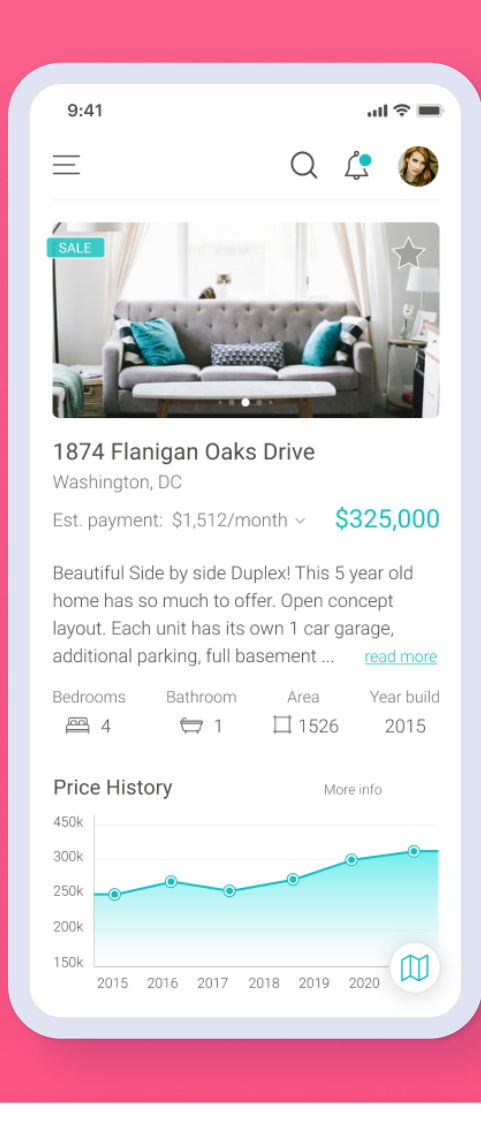
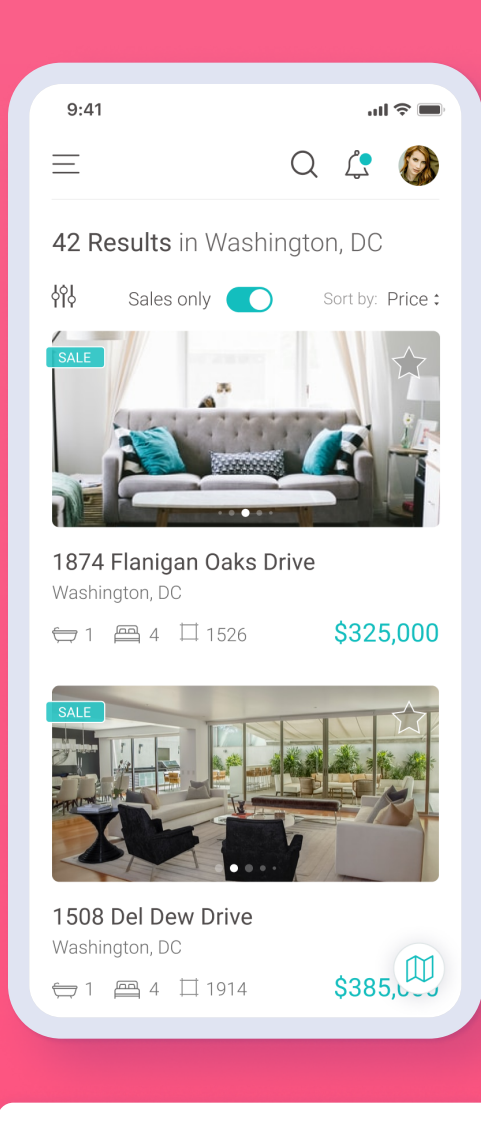
Months

Duration

1700

Estimated

man-hours



## Applied Technologies

Google Maps

MySQL

node.js

React Native

React

## Result

- ✓ Time to select a real estate property reduced by 5%;
- ✓ User engagement increased by 19%;
- ✓ Brand awareness in the market grew by 7%;
- ✓ 98% customer satisfaction rate with the detailed monitoring and evaluation features;
- ✓ 90% of users claimed that user interface had improved and property listing was easier on the mobile version.

Your questions and requests are always welcome!

Visit <https://xbsoftware.com/>

✉ [sales@xbsoftware.com](mailto:sales@xbsoftware.com)

[Contact Us](#)